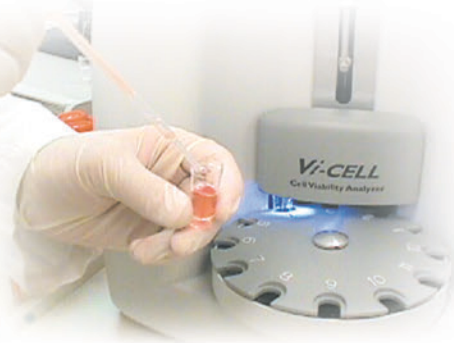


# Easy ... Fast ... Reliable

Vi-CELL XR Cell Viability Analyzer

It's as Easy as 1 - 2 - 3



- 1 *Load your sample*
- 2 *Login your sample*
- 3 *Run and view your results*

Characterized  
*by ingenuity*

 **BECKMAN  
COULTER**  
*Life Sciences*

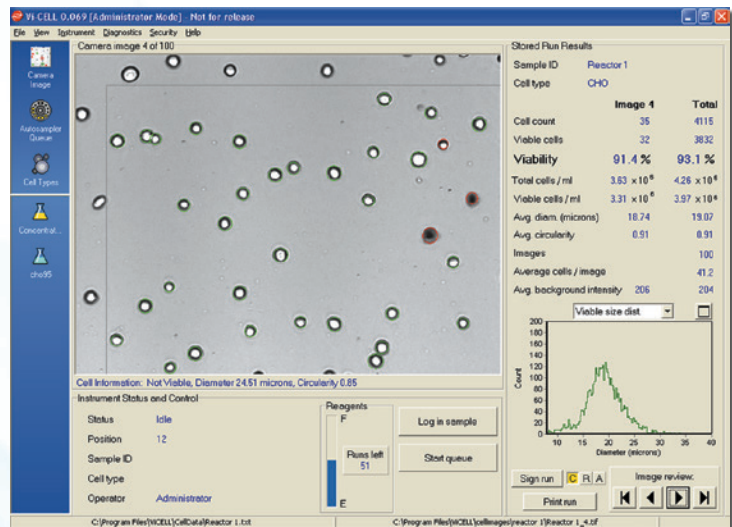
# Vi-CELL XR

Software with power, flexibility and simplicity.

## R&D, QC and Manufacturing Applications

The Vi-CELL software interface has been designed for simplicity; yet offers numerous innovative features for those users demanding maximum flexibility. For many users the main screen may be the only one they need. Everything the user requires to log in samples and view results is right there.

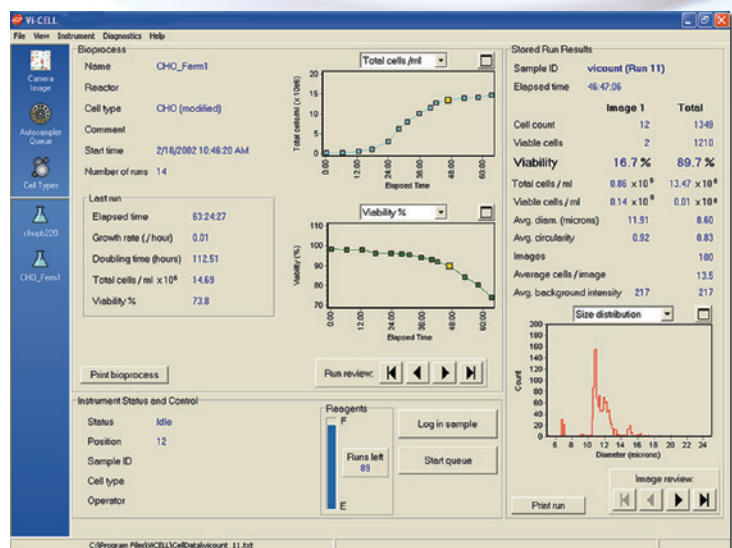
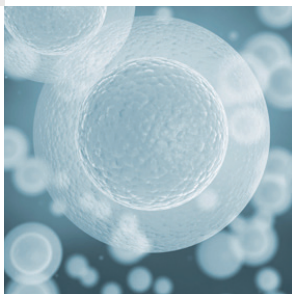
- All of the available graphs, including viability %, viable size distribution, and total cells /mL are easily selectable via the drop-down menu.
- The bioprocess tracking, auto-sampler queue and control monitoring features are easily accessed via the novel navigation bar on the left side of the screen.
- Real-time cellular imaging provides additional information not available using standard aperture cell counting methods. This image enhances the results, combining cellular detail with viability, size and concentration.



Real-time cellular imaging enhances results.

## Bioprocess Tracking

- The Vi-CELL bioprocess tracking feature allows convenient, automated tracking of your cell culture parameters, essential for optimum bioreactor productivity.
- Data points of total cell counts and viability percent are electronically recorded and stored, eliminating potential errors in manual recording.



Optimize your bioreactor data and monitor your culture over time.

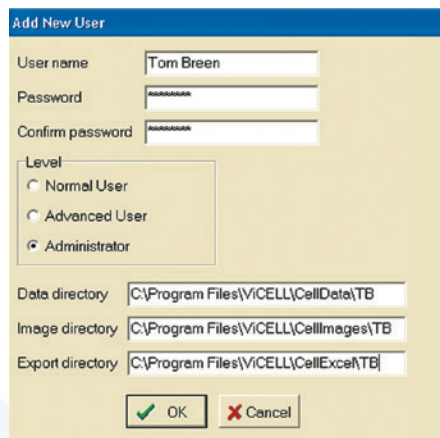
# Regulatory Compliance

Establishing a strong partnership.

## 21 CFR Part 11

The Electronic Records and Electronic Signatures Rule (21 CFR Part 11) was established by the Food and Drug Administration (FDA) to define the requirements for submitting documentation in electronic form and the criteria for approved electronic signatures. Since analytical instrument systems such as the Vi-CELL generate electronic records, these systems must facilitate compliance with the Electronic Records Rule. By selecting the 21 CFR Part 11 option in the software, it automatically allows the user to configure the system. The Vi-CELL features the following key system components to facilitate 21 CFR 11 compliance:

- Audit trail
- Electronic signature capability
- Secure user sign-on
- User level permissions
- Administrative configuration tools



The Vi-CELL facilitates 21 CFR 11 compliance.

## V-Check Program

Beckman Coulter complies with current Good Manufacturing Practices (cGMPs). This gives us a unique understanding of the strict requirements that users are subjected to in regulated industries. To that end, Beckman Coulter has established a comprehensive program to address all aspects of the instrument validation process.

The V-Check program is a comprehensive package that addresses all appropriate aspects of a product's life cycle, from instrument development to ongoing performance verification (SQ, DQ, IQ, OQ, PQ). The program contains all the necessary documentation required to show auditors and investigators proof of proper instrument validation. It consists of a number of functional inter-linked components, which have been designed to give the user assurance that the product is fit for the purpose that it has been designed for and will perform on a consistent basis for these tasks. Beckman Coulter and the V-Check program assist with ongoing quality checks of the instrument (PQ). Purchasing products from a manufacturer that not only understands your needs, but also is willing to develop a quality partnership is extremely important for researchers working in regulated industries.



The V-Check program contains all the necessary documentation for your Vi-CELL instrument validation.

## EXPLORE THE MANY FEATURES OF THE VI-CELL XR CELL VIABILITY ANALYZER

FEATURE	VI-CELL XR	BENEFITS
Auto Sampler	Yes	Eliminates need to remove carousel
Size Range (µm)	2-70	Improved measuring range for small cells and yeast
Sample Volume (µL)	500	Reduced reagent consumption, nearly double the sample runs
Analysis Time (min)	2.5	Time savings, increased throughput
Imaging Technology <ul style="list-style-type: none"> <li>• Camera Focus</li> <li>• Image Collection</li> <li>• Camera</li> </ul>	Auto Firewire 1394x1040 CCD	Resolution increased 2x, providing for better analysis of small cells and yeast. Higher resolution improves identification of clustered cells for optimum analysis
Image Zoom	Yes	Helps identify and optimize cell types and cell clustering
Aspiration and Trypan Blue Mixing	Variable	Helps optimize cell types, such as fragile cell lines. Added mixing helps separate sticky cells before analysis, improving results.
Out of Range Concentration Flag	Yes	Automatically keeps operator informed
Filled Dispense Tray Flag	Yes	Automatically keeps operator informed
Bioprocess 3D, Rotateable Plotting	Yes	Visually see trend changes
Export Multi-run Files to MS Excel	Yes	Facilitates Data Handling
Upgraded Audit Trail Supports 21 CFR Part 11	Yes	Assists in system validation requirements
Non-viable Cell Declustering User-defineable Declustering Options	Yes	Helps in optimizing cell types, such as "sticky cell lines" and helps number cells in clusters
Added Preferences for Secured Users	Yes	Assists in system validation requirements
Enhanced Circularity Measurement	Yes	Helps in isolating debris from sample

### TECHNICAL SPECIFICATIONS

Instrument Function: Concentration Range	Operating System	Instrument Type	Power Requirements	Temperature	Weight	Unit Dimensions (H x W x D)
5 × 10 <sup>4</sup> to 1 × 10 <sup>7</sup> cells/mL Counting Accuracy: ± 6%*	Windows 7	Video imaging through a quartz flow cell	Power: 50 watts (65 watts max) Voltages: 100V, 120V, 220V, or 240V 50/60 Hz	10° - 40°C 50° - 104°F	11.3 kg 25.0 lb	44.5 × 38 × 41 (cm) 17.5 × 15 × 16 (in)

\*Against the COULTER COUNTER reference method.

### ORDERING INFORMATION

Part Number	Description
731050	Vi-CELL XR
383722	Vi-CELL XR Quad Pak
175478	Vi-CELL Concentration Control
175474	Vi-CELL Focus Control

For more information, please contact your local Beckman Coulter representative or visit our website:

[www.cellcountsolutions.com](http://www.cellcountsolutions.com)



All trademarks are the property of their respective owners.

Vi-CELL is For Laboratory Use Only. Not for use in diagnostic procedures.

Beckman Coulter, the stylized logo, COULTER COUNTER and Vi-CELL are trademarks of Beckman Coulter, Inc. and are registered with the USPTO.

For Beckman Coulter's worldwide office locations and phone numbers, please visit [www.beckmancoulter.com/contact](http://www.beckmancoulter.com/contact)

B2013-14132-DG-0.2K

© 2013 Beckman Coulter, Inc.

PRINTED IN U.S.A.